



THE DENVER FOUNDATION

TDF Connect

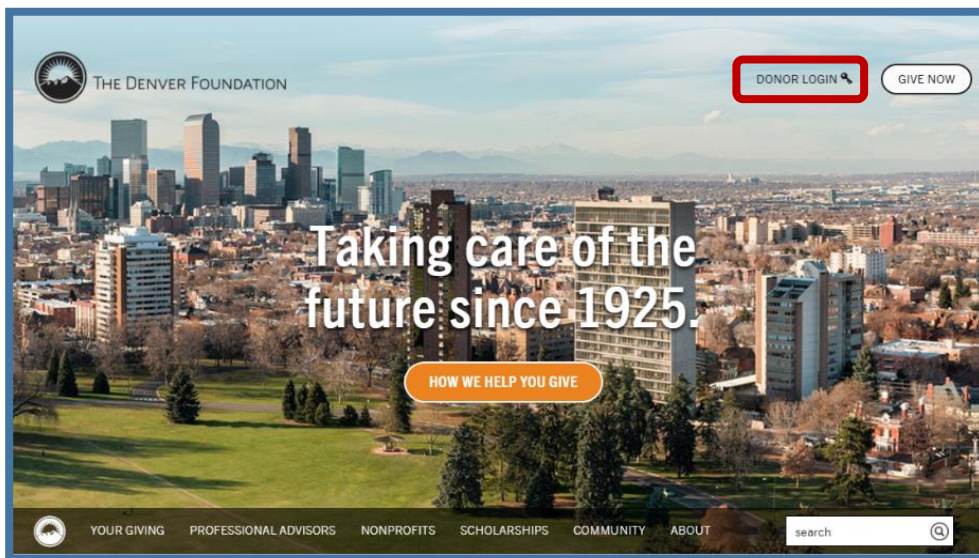
These instructions are for TDF Connect, The Denver Foundation’s online portal for fundholders. In this document, you will learn how to:

- Log in
- Retrieve a forgotten password
- Change your password

When you first request access to our online donor portal, you will receive a welcome email informing you of your **User Name** and the initial **Password**.

Accessing Connect

Go to denverfoundation.org and click on the **Donor Login/Key** icon on the upper right corner to access the **Donor Login page**. Alternatively, you may also go directly to connect.denverfoundation.org/home.





THE DENVER FOUNDATION

How to Log In

You will then arrive on the Donor Login page. Your **User Name** is the primary email address we have on file for your fund. Once you have entered your **User Name** and **Password** and clicked on the **Login** button, you will be in the Connect portal. If you have forgotten your **Password**, click the **Forgotten password** link below the **Login** button.

PLEASE ENTER YOUR USER ID AND PASSWORD

If you have any difficulty logging in, please contact our Philanthropic Services Group at information@denverfoundation.org or by phone at 303.300.1790.

Login

Username:

Password:

Remember login

Login





[Forgotten password](#)



[How to Create or Reset Your Password](#)

This [document](#) will show you how to create a password if this is your first time logging on to our new system, or reset your password if you have forgotten it. Please check with your fund manager to make sure you are set up in our new system before trying to log in.

Retrieve a Forgotten Password

The **Forgotten password** link will bring you this page where you enter your email address and click **Submit**. You will receive an email confirming your **User Name** and a link to reset your **Password**. Follow the link and the instructions to create a new **Password**, which must be at least eight characters long, including one lowercase letter, one uppercase letter, and one numeric or special character. Then return to the **Donor Login** page and login with your **User Name** (email address) and new **Password**.

SHARE    

HOME  PRINT 

Enter your email address and click **Submit** to receive your username and a link to reset your password.

Email:

Submit

[How to Create or Reset Your Password](#)

This [document](#) will show you how to create a password if this is your first time logging on to our new system, or reset your password if you have forgotten it. Please check with your fund manager to make sure you are set up in our new system before trying to log in.



THE DENVER FOUNDATION

Welcome Page

Once you have successfully logged in, you arrive on the Welcome page of Connect, The Denver Foundation's online community. This page offers immediate access to all activities currently available for you to work with your fund.

WELCOME JOHN!

Thank you for using **TDF Connect**, The Denver Foundation's online grantmaking portal.

Still getting paper fund statements? Choose your statement delivery preference.

Your quarterly **fund statements** are available to view and download online on **TDF Connect**. You can "go green" by accessing your statements online, and save paper by only printing the information you need. To stop receiving printed quarterly fund statements and view your fund activity online, [please click here](#).

[Click here](#) for an overview of online fund management at The Denver Foundation.

Through **TDF Connect**, you can access your account, recommend grants, and learn what The Denver Foundation is accomplishing with your support.

Scheduled Maintenance Notification

Center Please be advised of maintenance that is scheduled to occur on Thursday, May 24 at 9:00 p.m. The system will be back up on Friday, May 25, at 1:00 a.m. We apologize for any inconvenience.

My Account

- My Home Page
- Update My Information
- View Fund Statement
- View Gift History
- Manage My Grants
 - View Available to Spend
 - Recommend a Grant
 - Grant Recommendation Status
 - View Pending Grants
 - View Grant History
- Logout

Click here to change your password

Menu of available options

How to Change Your Password

When you click on **Update My Information** on the Welcome page, you will be taken to the **Update My Information** page. Enter your **new** Password in the two boxes, scroll to the bottom of the page, and click **Update**.

Login

Username:

Password:

Confirm Password:

A complex password of at least 8 characters is required and is case-sensitive.

Username will automatically be populated by the system

Enter **new** password in both boxes



THE DENVER FOUNDATION

You will then be asked to provide confirmation of your **current** Password.

In order to complete the changes you have made, you must confirm your current password.

How to Create or Reset Your Password

Enter **current** password here and click Update

This [document](#) will show you how reset your password if you have forgotten it and walk you through the log in process. If you do not have a login, or are unsure, please contact our Philanthropic Services Help Desk at 303.300.1790 or help@denverfoundation.org.

When you have entered the correct password, you will receive the following verification page:

THANK YOU FOR UPDATING YOUR PROFILE

Your changes will be reflected online in your personal profile immediately, but will not be made public to the directories and other forms until the information has been processed. Please allow up to two business days for your profile update to be processed.

If you have further questions or comments regarding the use of our site or updating your profile information with us, please call 303.300.1790 and ask for the donor advised fund helpdesk person. We will be glad to assist you.